



Working Equine and Farm Animal Welfare Guide



A Practical Guide for SPCA Inspectors and
Field Officers to inspect and assist animals
in challenged communities



**National Council
of SPCAs**



NATIONAL LOTTERIES COMMISSION
LOTTO FUNDED

WELFARE GUIDE TO WORKING EQUINE AND FARM ANIMALS

Purpose of this document:- to provide a practical guide to assist Field Officers and Inspectors to assess the welfare of working equine and farm animals in challenged communities and identify key problem areas and practical solutions

The National Council of Societies for the Prevention of Cruelty to Animals (NSPCA) is a statutory body mandated to protect animals.

Contents

| | |
|-----------------------------------|---------|
| 1. Introduction..... | Page 3 |
| 2. Legislation and Offences..... | Page 3 |
| 3. Food and Water..... | Page 5 |
| 4. Special Care Requirements..... | Page 6 |
| 5. Shelter and Protection..... | Page 7 |
| 6. Confinement..... | Page 8 |
| 7. Control Methods..... | Page 9 |
| 8. Hobbling and Tethering..... | Page 10 |
| 9. Handling..... | Page 11 |
| 10. Primary Health Care..... | Page 12 |
| 11. Identification..... | Page 15 |
| 12. Inspection Case Study..... | Page 15 |
| 13. Harnessing..... | Page 16 |
| 14. Working Conditions..... | Page 18 |
| 15. Law Enforcement Examples..... | Page 19 |
| 16. Humane Destruction..... | Page 20 |
| 17. Stunning Diagram..... | Page 21 |

The historical development of the protection of animal welfare, and the role of the NSPCA in upholding this mandate, illustrates why the NSPCA plays a critical and unique role in our polity. Its long history of guarding the interests of animals reflects constitutional values. It has taken on the role of protecting animals in all of our interests” *excerpt from Constitutional Court Ruling, 2016*

NSPCA STATEMENT OF POLICY

Every living creature has intrinsic value and is a sentient being. The NSPCA considers that the welfare of an animal includes its physical and mental state and that good animal welfare implies both fitness and a sense of well-being.

The Council believes that the animal’s welfare should be considered in terms of the five freedoms which are a globally recognised framework for animal welfare

FIVE FREEDOMS

Freedom from Hunger and Thirst

By ready access to fresh water and a diet to maintain full health and vigour

Freedom from Discomfort

By providing an appropriate environment including shelter and a comfortable resting area

Freedom from Pain, Injury or Disease

By prevention, by rapid diagnosis and treatment

Freedom to express normal behaviour

By providing sufficient space, proper facilities and company of the animals’ own kind

Freedom from Fear and Distress

By ensuring conditions and treatment which avoid mental suffering

Farm Animal Welfare Council

Published by :- NATIONAL COUNCIL OF SPCAs (NSPCA)
NSPCA, PO Box 1320, Alberton, 1450, South Africa.
Tel: (011) 907-3590 Fax: (011) 907-4013
Compiled by:- Morgane James

Printed by : Printwell Press
website: www.nspca.co.za
e-mail: nspca@nspca.co.za
Print Date: September 2020 Reprint 2022
Copyright © 2020 NSPCA All Rights

1. Introduction

Field Officers and Inspectors will encounter a wide range of problems in which animals are compromised during the routine course of duties. During community engagement and outreach, it is often possible to resolve animal welfare concerns by educating owners and guiding them to improve the welfare of their animals with appropriate knowledge and skills. However in cases where owners are not willing to comply then legal action will be necessary to resolve the problems.

Remember that in some cases such as bestiality, animal fighting, deliberate harm or neglect that prosecution may be the first and necessary course of action. It is not a legal requirement to issue warnings before prosecution.

This guide provides a brief review of basic needs of animals in these situations, legal requirements and some guidance on problem resolution.

2. Legislation

Below is a list of legal documents that will typically apply in this context. However this list is not exhaustive.

| ACTS | CODES and GUIDELINES | STANDARDS |
|--|---|---|
| <ul style="list-style-type: none">• Animals Protection Act (Act No 71 of 1962)• Animal Matters Amendment Act (Act No. 42 of 1993)• Animal Identification Act (Act No 6 of 2002) & Regulations• Meat Safety Act (Act No 40 of 2000)• Animal Disease Act (Act No 35 of 1984)• Criminal Law (Sexual Offences and Related Matters) Amendment Act No 32 of 2007• National Pounds Bill (to be gazetted)• Regulation No 468 | <ul style="list-style-type: none">• Code for Feedlots• Code of Practice 2018 –South African Poultry Association• Guidelines for the Use of Prodders and Stunning Devices in Abattoir• Guidelines for the Care and Use of Working Donkeys• Duties and Functions of Abattoir Managers Regarding the Welfare of AnimalsCode for Feedlots | <ul style="list-style-type: none">• SANS 1025:2015 Animal drawn vehicles• SANS 1031:2014 Animal harnessing and hitching• SANS 1488:2018 Humane transportation of livestock by road• SANS 1469:2014 Standard for the Humane handling and facilities for the protection of livestock at shows, auction sales, vending sites and livestock pounds• SANS 1694:2018 The welfare of dairy cattle• SANS 1478:2016 Pig welfare |

You may only enforce the law if you have the necessary authorisations and qualifications to do so.

A reminder of typical actions when undertaking an investigation:-

- a) Establish ownership of the animal/s and the property.
- b) Establish who is responsible for working and or caring for the animal/s.
- c) Identify the problem/s.
- d) Establish how long the animals have been owned and how long the problem has existed for.
- e) What solutions have been tried (if any).
- f) What actions are necessary to resolve the problem.
- g) Is the owner prepared to comply and resolve the problem.
- h) Decide on an appropriate time frame, issue warnings (or take other necessary and immediate legal action) and ensure you follow up to confirm the problem has been resolved.
- i) Record all your actions and take clear photographs, from all angles, of problems encountered.
- j) Keep all your documentation safe and appropriately filed.

2 cont.' Legislation and Offences

The Animals Protection Act No 71 of 1962 applies to all animals. Below is a quick reference and brief examples of sections of the Act and typical conditions that may apply in the context of this handout. Remember that an owner can be charged under as many sections as apply in a specific case.

| Typical Offences | Act Reference |
|---|---|
| Ill-treating Neglecting Terrifying Beating/Kicking | <u>Section 2 (1) (a)</u> Offences in respect of animals. – (1) Any person who- Overloads, overdrives, overrides, ill-treats, neglects, infuriates, tortures or maims or cruelly beats, kicks goads or terrifies any animal; or |
| Overworking Overloading | <u>Section 2 (1) (a)</u> Offences in respect of animals. – (1) Any person who- <u>Overloads, overdrives, overrides</u> , ill-treats, neglects, infuriates, tortures or maims or cruelly beats, kicks goads or terrifies any animal; or |
| Keeps animals in unacceptable manner | <u>Section 2 (1) (b)</u> Offences in respect of animals. – (1) Any person who- Confines, chains tethers or secures any animal unnecessarily or under such conditions or in such a manner or position as to cause that animal unnecessary suffering or in any place which affords inadequate space, ventilation, light, protection or shelter from heat, cold or weather; or |
| Emaciated/ Malnourished | <u>Section 2 (1) (c)</u> Unnecessarily starves or under-feeds or denies water or food to any animal; or |
| Dirty/Parasitic conditions/ Untreated Injuries/Illness Fails to end life when an animal is suffering | <u>Section 2 (1) (e)</u> being the owner of any animal, deliberately or negligently keeps such animal in a dirty or parasitic condition or allows it to become infested with external parasites or fails to render or procure veterinary or other medical treatment or attention which he is able to render or procure for any such animal in need of such treatment or attention, whether through disease, injury, delivery of young or any other cause, or fails to destroy or cause to be destroyed any such animal which is so seriously injured or diseased or in such a physical condition that to prolong its life would be cruel and would cause such animal unnecessary suffering; or |
| Inhumane use of knives/ chains/harness etc | <u>Section 2 (1) (f)</u> Uses on or attaches to any animal any equipment, appliance or vehicle which causes or will cause injury to such animal or which is loaded, used or attached in such a manner as will cause such animal to be injured or to become diseased or to suffer unnecessarily : or |
| Working unfit/injured animals | <u>Section 2 (1) (i)</u> drives or uses any animal which is so diseased or so injured or in such a physical condition that it is unfit to be driven or to do any work; or |
| Transporting , Keeping or restraining in unacceptable manner | <u>Section 2 (1) (m)</u> conveys, carries, confines, secures, restrains or tethers any animal- (i) under such conditions or in such a manner or position or for such a period of time or over such a distance as to cause that animal unnecessary suffering; or (ii) in conditions affording inadequate shelter, light or ventilation or in which such animal is excessively exposed to heat, cold, weather, sun, rain, dust, exhaust gases or noxious fumes; or (iii) without making adequate provision for suitable food, potable water and rest for such animal in circumstances where it is necessary; or |
| Omission or Commission | Any combination of the sections may apply together with: Section 2 (1) (q) and (r) (q) causes, procures or assists in the commission or omission of any of the aforesaid acts or , being the owner of any animal, permits the commission or omission of any such act; or (r) by wantonly or unreasonably or negligently doing or omitting to do any act or causing or procuring the commission or omission of any act, causes any unnecessary suffering to any animal; |

3. Food and Water

Clean, fresh, adequate water and feed of a suitable quality and quantity must be provided on a daily basis. Water consumption varies according to breed, size, work regime, relative humidity, dry heat, lactation etc.



Roughage is the main component in the diet for Equine, Cattle, Sheep and Goats who should spend most of the day grazing. The quality of the roughage varies according to the season and also the type of grass/browse.

During dry seasons or drought (especially where there is over-grazing) when feed is scarce then suitable supplementary food is vital. Baled grasses and pellets (concentrates) are available for all species and at all stages of life (young, old, lactating etc)



Clean water is essential. Containers must be clean, suitable non-tip and easy to access by even the smallest animal in the group.



Pigs and Poultry that are kept confined do not have the chance to forage and find their own food. They must receive sufficient daily grains, pellets, fruit and vegetables to maintain them in a good condition.

Pigs are not ruminants and have a single stomach (like people). If they have a large amounts of food at one time they will eat until they are full and then the rest of the food will be soiled and wasted. Spread the pigs food over 2-3 meals to prevent wastage.

Pigs are often fed leftover food – maize meal, vegetable and fruit cutting which cannot be suitably stored without refrigeration so must be collected and fed daily.

Ensure this food is not rotten, doesn't contain too much salt and has no dangerous waste inside. These leftovers should be supplementary to pellets and forage.

Working Equine are not able to perform well if dehydrated. Poor performance can be seen as laziness and animals are whipped or handled harshly. Increasing hydration quantity and frequency welfare improves.



Working animals typically have limited time to graze and drink because they are being worked. Dehydration affects brain and body function. They must have adequate time to graze and also have supplementary feed to maintain health and vigour. Water, food and rest periods are necessary during the working day.

Recommended water requirements per adult animal per day:-

- Cow 40-70liters
- Horse 30-50 litres
- Donkey 20-40 Litres
- Goat 5-10 litres
- Sheep 5-10 litres
- Pig 10-17 litres
- Chicken 500ml-1 litres
- Dogs – 90ml per kg body weight
- Cats – 45ml/kg body weight



When assessing the health and condition of a group of animals, observe them all and pay special attempt to small, old, compromised, pregnant and lactating animals that may need additional feed and or care.

4. Special Care Requirements

Animals need different care and management at different stages of their lives for example:- young, old, sick, injured, pregnant or compromised animals need extra food, water and good hygiene and protection.



When Sows and piglets are free range, not in muddy sties there is a better survival rate of piglets.



Hens and small chicks may need to be kept in a suitable pen to keep them safe from predators.

Pigs and Chickens commonly give birth to/hatch out 8-12 young but only raise 3-4 to adulthood. Cause of death is typically poor nutrition and or management, unsuitable housing, or predation. Finding the cause of death provides the opportunity to rectify the problem and improve welfare and productivity.

Mothers with young, orphans and Old animals need SPECIAL CARE



Where animals are kept enclosed (such as sows with piglets) they should be sectioned off from the others because the young (and also weaker and smaller animals) will not be able to compete for food with strong /adults and may lose condition, become weak and if they don't starve they will be more susceptible to disease and health conditions.



Mothers with young cannot move as far to graze (their young cannot keep up) and need extra feed and water to keep them and their young healthy. Mothers who have multiple young and those who take on orphans need even more feed and water and fed separately from the rest of the herd to ensure they are the ones getting the food.



Older animals will need special care. Their teeth wear down and they are not able to survive on harsh communal grazing alone. Supplementary feed, soft mash may be needed. If proper care cannot be given euthanasia will be necessary to prevent suffering and starvation.



Heavily pregnant animals (in the last 4 months of pregnancy) must not be worked, as this may cause abortion, early foaling and weak foals.

Females feeding young foals (under 3 months) should not be worked and need large quantities of clean water and food to produce enough milk for the foal to develop well and thrive. Ideally foals should suckle every 2 hours.



Foals can be gently handled/halter trained while weaning. They must not be worked until they are at least 3 to 4 years old to prevent developmental damage.

5. Shelter and Protection

When animals are confined or tethered they need to be provided with shelter from inclement weather conditions and protection from predators and thieves. Animals are often confined at night in kraals or pens. Some animals like pigs and chickens may be confined for longer periods. All confined animals need to have all of their welfare needs met at they are not able to assist themselves (such as finding water or shelter).



Animals will seek shelter from heat and some species (especially donkeys, goats and chickens) don't like rainy conditions and will try and find dry areas – which may be possible if they are free-range.

Shelter Requirements

- Confined animals must be provided with suitable and adequate shelter according to legislation.
- Shelter protects animals from excessive and inclement weather conditions.
- When animals stand in cold or rainy conditions they use energy to keep warm. Energy loss = loss in condition and productivity and of course poor welfare.
- In hot conditions animals move less, eat less and can suffer from heat stress. This results in loss in condition and productivity and of course poor welfare
- The area under the shelter must be clean and large enough to accommodate all animals comfortably



Pigs don't have sufficient hair to keep them warm so suffer in cold, damp, muddy, rainy, draughty conditions. They may develop serious health problems like pneumonia. Ensure they are kept in dry, draught free areas with grass bedding for warmth and comfort and to reduce health risks.



Pigs don't have sweat glands and are also severely affected by heat. Shelter is critical both in transport (vehicles must be fully covered) and pens (at least 1 third of the pen) and that all pigs must be able to comfortably lie in the shade at the same time. Pigs can die from heat stress



Chicken pens must have roofing, protection on two sides and also have roosting perches for sleeping at night and nesting boxes for hens to lay eggs in a clean, safe and comfortable area.



Kraals, pens and sties must have water and shelter at all times and be cleaned frequently. Animals kept confined must be fed appropriately. Drainage is vital to prevent wet and muddy conditions.

6. Confined animals and their needs

When an animal has their natural movements restricted, the owner must provide have all their requirements including: food, water, shelter, space, safety, hygiene, comfort and suitable companionship and some species have additional or special needs to maintain their welfare - for example bathing with waterfowl.

Special Needs –Ducks and geese (waterfowl) must have water to bathe in to maintain feather health, fulfil behavioural needs and keep them fit and healthy. Ideally ponds should be large enough for them to swim and fully submerge. At the very least a pond must be wide and deep enough for bathing.

Drinking water must be provided in a separate container because bath water is not ideal (or clean enough) for them to drink.

Ponds must be easy step in/out of and to reduce the risk of drowning in ducklings



Temporary bath made from plastic 25 litre drum sunk into the ground




Examples of some of the typical unacceptable living conditions

- Poor hygiene
- Inadequate drainage leading to wet, muddy conditions
- Poor ventilation and also draughts
- Dark living areas with inadequate sunlight
- Lack of suitable bedding (especially for pigs and poultry)
- Lack of perches for poultry
- Inadequate space
- Incompatible animals kept together



Wet, muddy, no bedding



Dark, damp and no direct sunlight




Inadequate space



Unhygienic, unsafe kraals especially high risk for new-born and young

Wild animals have very specialised needs and they belong in the wild. It is illegal to keep them without permits issued by Nature Conservation. Wild animals are protected under the Animals Protection Act No 71 of 1962 and this must be enforced where there are welfare issues, and not left to Nature Conservation.



In the unlikely case that a person has a permit, it is still illegal to keep animals in these conditions in terms of Act 71 Of 1962. Action must be taken.



When wild animals are removed from these unacceptable conditions they must go to an NSPCA approved rehabilitation centre for suitable care, feeding and preparation for release in a suitable area.

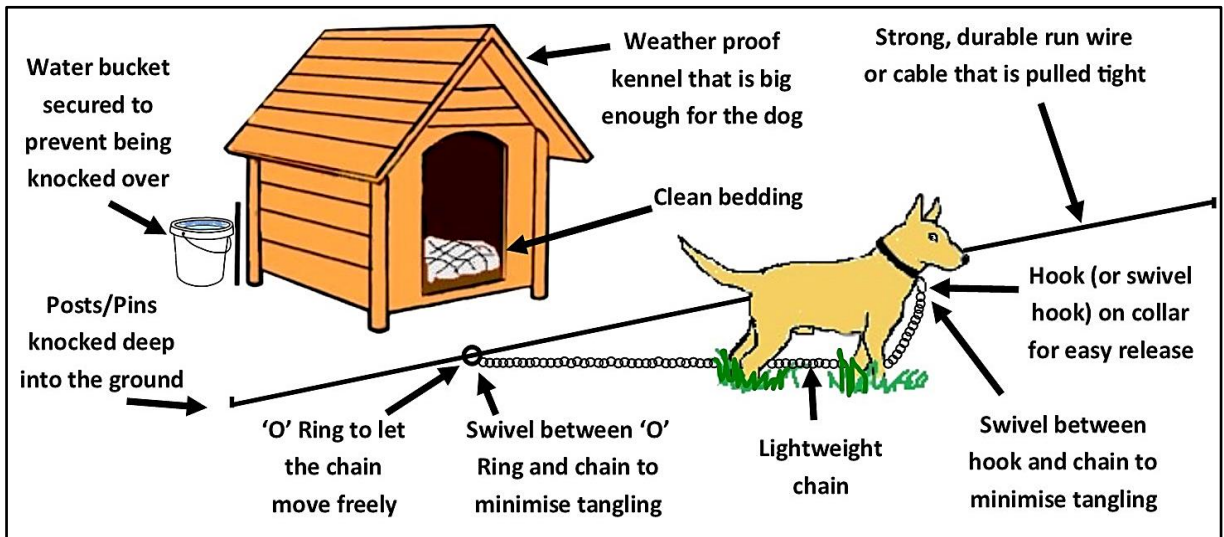
7. Chaining , Tethering and Securing animals

Whenever an animal has their natural movements restricted, for whatever reason, they must have all of their requirements met:- including food, water, shelter, space, safety, hygiene, comfort and suitable companionship

Chaining of Dogs - Where it is absolutely necessary to chain dogs (for their safety or the safety of others) they must have shelter (not metal drums which get excessively hot/cold and do not provide acceptable protection), water in non-tip bowl and bedding. They must have suitable collars and a long, lightweight chain on a run wire.



Owners can be creative (and should be encouraged) when making shelter – but should not use metal.



Ask WHY? When you find an animal in unacceptable conditions/with unacceptable equipment it is useful to ask the owner why (even if you think you know the answer). Their answer will help you to know what education and action is needed and to find a workable solution to help the animal and resolve the problem.



During milking (or when encouraging orphan calves to drink) cows may have their hind legs tied together to prevent them from kicking. This is acceptable if done with a soft, wide strap and not tied too tightly. Metal hobbles should not be used.

This tie strap should not be left on longer than necessary and only while milking.

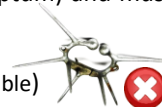


Some calves don't wean easily and suckle long after it is necessary - compromising the welfare of the cow. Weaning devices such as nose rings/ flaps prevent the calf from suckling. They can be used but only for as long as necessary, must be correctly attached (must not pierce the nasal septum) and must not cause harm.

Spiked (Not Acceptable)



Acceptable
(if used
correctly)



Sometimes owners force wire or rings through the nose of pigs to minimise them using their noses to root around (damage property/ escape). These are very painful, illegal and must be removed. Pigs are super smart and get bored so environmental enrichment as well as suitable living conditions, good food and water will help resolve this.

8. Hobbling and Tethering

Sometimes animals are hobbled /tethered to prevent them from moving far or straying onto roads. This is not an ideal and should only be done humanely and where absolutely necessary. Only hobbling of the two front legs together is acceptable - allowing some movement and ensuring the hind legs are free so the animal can protect themselves in the event that they are attacked.



Hobbling or tying two animals together is unacceptable and dangerous for them.



Tying the head and front leg together severely restricts natural movement and is unacceptable.



Use of chain/wire causes pain and injury. Webbing gets wet and causes rubbing and injuries. These must be removed and injuries treated. Only when fully healed may humane hobbling be used.



Ensure that any method of restraining an animal does not cause harm and does not unnecessarily restrict their movement or behaviour and that they can protect themselves and eat and drink normally.

Where animals have their movement limited for their own safety or for the safety of the community, ensure the methods meets the needs of the animals and don't cause harm. Some animals are 'wanderers' and try to escape through fences/travel far, and they may have a chain tied around their neck (sometimes attached to a log that they drag as they move) or a 'Y' shaped branch suspended from their necks to prevent them getting through fences.



These methods have the benefit of allowing the animals to still move with the herd, interact and graze and drink. Checks the attachments are not too tight and does not cause injury or harm. The Y branches must not be too long or heavy and the animal must be to graze and drink normally. Always ensure the animals have freedom of movement to eat and drink normally.



Calves are sometimes tethered when they are too young to go out grazing with their mothers. Padded material (like webbing) on the neck must not be too tight and they must have access to shelter and water at all times.




If animals have to be tethered this should be done in an area where they can graze, ideally with access to shade. Water should also be provided in a bucket that is secured or cannot be tipped over. Ropes should be attached to a halter or collar (or threaded through soft hose pipe) that is correctly fitted, not too tight, and long enough.

Slip knots (that tighten when the animal pulls) should never be used as they can choke or strangle an animal.



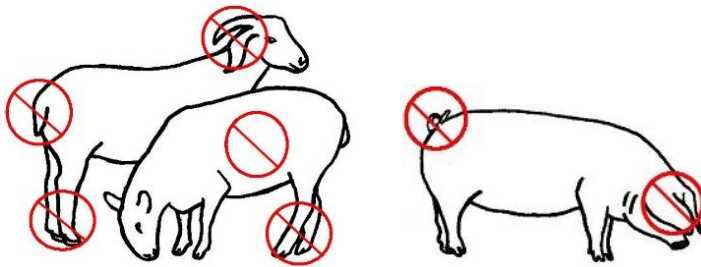
Nylon rope must not be used on animals – they are harsh and can easily tighten and cause injury or strangulation.



9. Handling

Poor handling can result in stress, pain, suffering and even death and can negatively affect productivity. It also can cause significant safety risk for handlers.

Handling can be very stressful especially for animals that are not used to being touched by humans and the animals natural response is to try and escape. Poor handling negatively affects the relationship between handler and animal resulting in animals being harder to handle and catch and less co-operate and it takes more time to do a simple task. Calm, well handled animals are easier and safer to work with.



Animals may not be handled by fleece (wool), hair, horns, skin, ears, tails or legs.



Bruising

Mishandling causes stress, pain, bruising and even broken bones (especially in chickens), bruising and poorer quality meat, stress and suffering.



Incorrect handling can result in broken bones, bruising, pain and suffering


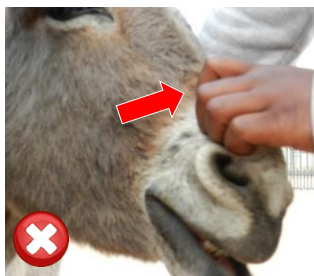


Correct handling of animals is safer for people and animals. Animals should be handled calmly, patiently and humanely – its safer and smarter! Carry young animals – they don't herd as easily as adults. Use Pig Boards for guiding pigs where to go.

Good handling prevents stress and suffering



Inhumane handling is unnecessary and illegal



Donkeys have very sensitive ears. They should never be handled by the ears or nose. Holding the donkey under the chin (and if necessary also holding at the top of the head behind the ears) is the accepted method. With good handling even children can be safe.

10. Primary Health Care - Skin Conditions

Skin conditions are not usually life threatening and very often they are neglected by owners. However skin conditions can seriously and negatively impact on the welfare of the animals. They cause constant irritation, scratching or rubbing leading to open injuries, fly strike, secondary infections, pain and discomfort.



Animals with light/pink skin (especially on the sensitive face), suffer significantly. Sun burn causes burnt skin, suppurating sores, discharges and pain and discomfort. Practical ways to help them:-
a) Put on sun screen daily **b)** Don't work them when the sun is the brightest/ hottest
c) Don't breed them because their young may carry this gene. **d)** Get vet help or consider euthanasia if the animal is suffering.



Donkeys are particularly prone to fly strike (flies biting their legs causing lesions, bleeding and sever irritation and pain) on their legs. This should be treated rapidly to prevent it worsening and becoming harder to heal.



Rain Scald (patchy hair loss along the spine/back) is a bacterial infection usually seen after a lot of rain and aggravated by high humidity and requires anti-biotics and anti-bacterial shampoo from the vet and application of sun screen after treatment as the skin is very sensitive. This is a painful, difficult condition, taking long to heal.



Parasites, stress and poor nutrition can negatively affect skin, hair and feather condition. Dry, brittle feathers in birds (when they are not moulting) indicates a welfare problem that must be addressed.



Mange (Brandsiekte) is a contagious, painful skin condition that is caused by mites so small they are microscopic.

Mange can be prevented by the use of correct dips or appropriate veterinary treatment.

When an animal has mange they must be treated with correct and typically repeat medication from a vet. Correct dip is typically used and applied regularly until the condition improves. This is a very serious condition, is painful and animals suffer. Not treating or abandoning an animal is a prosecutable offence.

SKIN CONDITIONS ARE OFTEN VERY PAINFUL AND MAY BE CONTAGIOUS



Branding is used to identify animals and who they belong to.

However it is not compulsory to brand donkeys. They have thin skins and branding can cause infection and death or lasting harm.



10 cont.' Primary Health Care – Parasite Control

Parasites are organisms obtaining nourishment from or living on another organism (the 'host') for survival and usually harming it and also causing disease.



Parasites can transmit disease, cause injuries, infections and pain. All of these result typically result in ill-health and affect the productivity and welfare of the animal. Many parasites are also harmful to people and also transmit fatal diseases to people.

Internal parasites (Living inside the animal - such as tapeworm) need control through giving the animals worm medication.

External parasites (Living outside/on the body) - such as ticks, fleas and flies) are prevented and managed through methods such as dipping and hygiene control.

Disease control and prevention are vital for healthy animals and human communities. Consult your veterinarian to be advised on what animals require what vaccinations in your area then action appropriately.




Internal parasites (may be seen in faeces) often cause animals to be in poor physical condition with a coarse coat, bloated belly and anaemia, making them susceptible to disease and infection. Deworming doses are necessary

Parasites climb onto animals as they graze. If untreated they can cause pain, infection and injuries. Parasites such as ticks, bite the animal- transmitting disease and also causing small bloody lesions which attracts flies which lay eggs, resulting in maggots. Grooming, dipping, application of tick grease are methods to assist in control of ticks.

For safety, only use the dip on animals listed on the label. Don't spray dip in eyes, mouth or ears. Sponge dip the ears if necessary. Don't use the dip on young animals and pregnant animals unless the label says it's safe to do so. Wash dip off udders of lactating females to prevent poisoning of the young when they suckle.

Chickens which are free range peck parasites off livestock and also eat worms and other parasites in the kraal. Look after them they can be helpful.



External Parasites must be controlled with suitable methods including dip, fly traps, hand removal of parasites, parasite powder and keeping animals and areas clean. Using a bucket or 2 litre bottle is effective for spot dipping of affected areas. Dip regularly as directed.




Tick bites cause injuries which attract flies who lay eggs which develop into maggots which eat away the affected area.



Ears may suffer permanent damage from parasites or ear infections, leaving the ears hanging and need regular cleaning and care.




Parasites cause irritation, discomfort and disease and must be controlled. Chickens especially suffer from mites and lice around eyes, comb and also on legs.



10 cont.' Primary Health Care

When an animal is sick or injured they must receive treatment. The longer they go without treatment the more severe the condition is likely to become. Sick or injured animals should be referred to the vet for treatment, however in many cases owners cannot afford help or live too far away from services.

Flies are attracted to decaying matter, body fluids, faeces and waste. Flies around an animal can indicate injuries/diarrhoea/ poor hygiene. Inspect the animals thoroughly and clean and treat as necessary.




Fly fringes are cheap, readily available or easy to make. They help protect the eyes from flies.



A cow with tick bite injuries in her ears. As she flicks her ears blood is spattered across her face and neck which attracts flies. The source of the problem must be treated and the areas cleaned.



While grazing, animals may also pick up burrs or plant seeds (especially in their tails or manes).



Grooming is important to remove these which can cause discomfort and injuries which attract parasites.



Step 1 – Wash hands thoroughly with soap and clean water

Warn owners not to use car oil or dung to treat wounds – these old remedies are harmful

How owners can assist their own animals with injuries

Step 2 – Wash the injury on the animal with clean water removing all dirt/oil/ dung. Carefully cut away matted hair or hair covering the injury



Step 3 – Wash the injury on the animal AGAIN with fresh clean water until the wound is clean. Apply medication as recommended by vet if available.

Step 4 – Rest the animal (in a pen with a friend) if they cannot walk, are sick or weak. Clean the wounds twice daily. Ensure the animals have food, water and shelter



Severe chest wounds on a donkey caused by poor harnessing. Application of wound spray has simply masked the wounds for a short time and doesn't effectively help the animal.




Note: The cause of wounds must be identified and repaired/replaced. The wound needs to be treated and the animal rested until the wound has healed.

Safety Reminder

Work under the direction of your veterinarian. When treating animals with dip/remedies remember:

- Wear gloves
- Wash your hands before and after treatments
- Don't smoke when treating animals
- Don't store remedies near food
- Store in a cool, safe place away from children and animals
- Follow the directions on the label

11. Identification



Some owners ear notch their donkeys to identify them. But donkeys have very sensitive ears, rich with blood supply and nerves and this is very painful and can result in lifelong ear sensitivity and pain.



Some animals wear bells to help owners find them. This is legal to do if attached correctly. But new research indicates this continual noise from bells can cause animals irritation and or distress and should be discouraged.

When donkeys are stolen, thieves cut out the notches to make different marks – another reason that ear notching is ineffective and must be discouraged. Ear notching is also not a legal requirement in terms of the Animals Identification Act and the Animals Protection Act No 71 of 1962 would apply.

12. Inspection and Investigation – Case Example

Thorough inspection and investigations are vital. Case Example: Inspector saw a donkey with foal at the road-side, she appeared to be in fair physical condition and pregnant. The Inspector noted a heavy chain around her neck and flies around the area. He caught her to have a closer look – noting the chain was very heavy but not fastened very tightly. She also had a wide webbing strap with a bell on. As he lifted the strap up he noticed fly eggs and he could see the hair was matted and the area swollen.



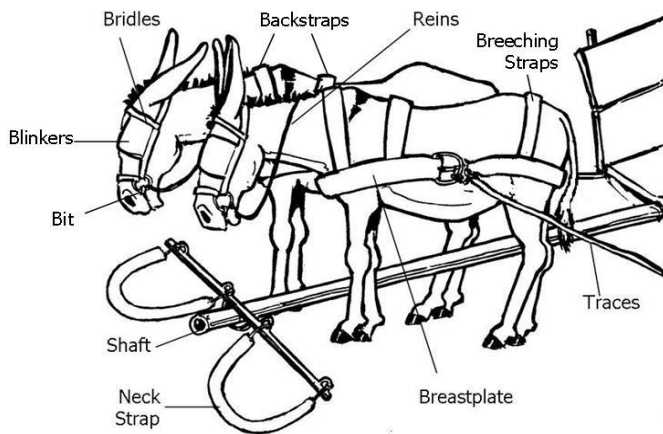
He got clean water and started to wash and soften the area which was hard and the hair was matted. As the water softened the hair and he wiped away the dirt the maggots started to crawl around. He carried on washing the area until it was clean and then dried it off and started cutting away all the hair.



Once the area was washed and hair cut away he could see deep wounds hidden under the neck straps, probably caused by the weight and drag of the chain. They were not treated and were festering. After thoroughly cleaning and drying the wounds, wound cream and fly repellent were applied to the whole area.

The owner was eventually located and given a warning to:- inspect animals daily, to ensure sick/injured animals are treated promptly and not to attach harmful equipment to animals and to rest sick/injured animals. The chain was removed from the owner. The donkey received the necessary treatment and rest and she recovered well.

13. Harnessing and Key Problem Areas




Harnessing connects the donkeys to the carts and each part of the harness can have a positive or negative impact on the donkeys and how they perform

The Harnessing must:-

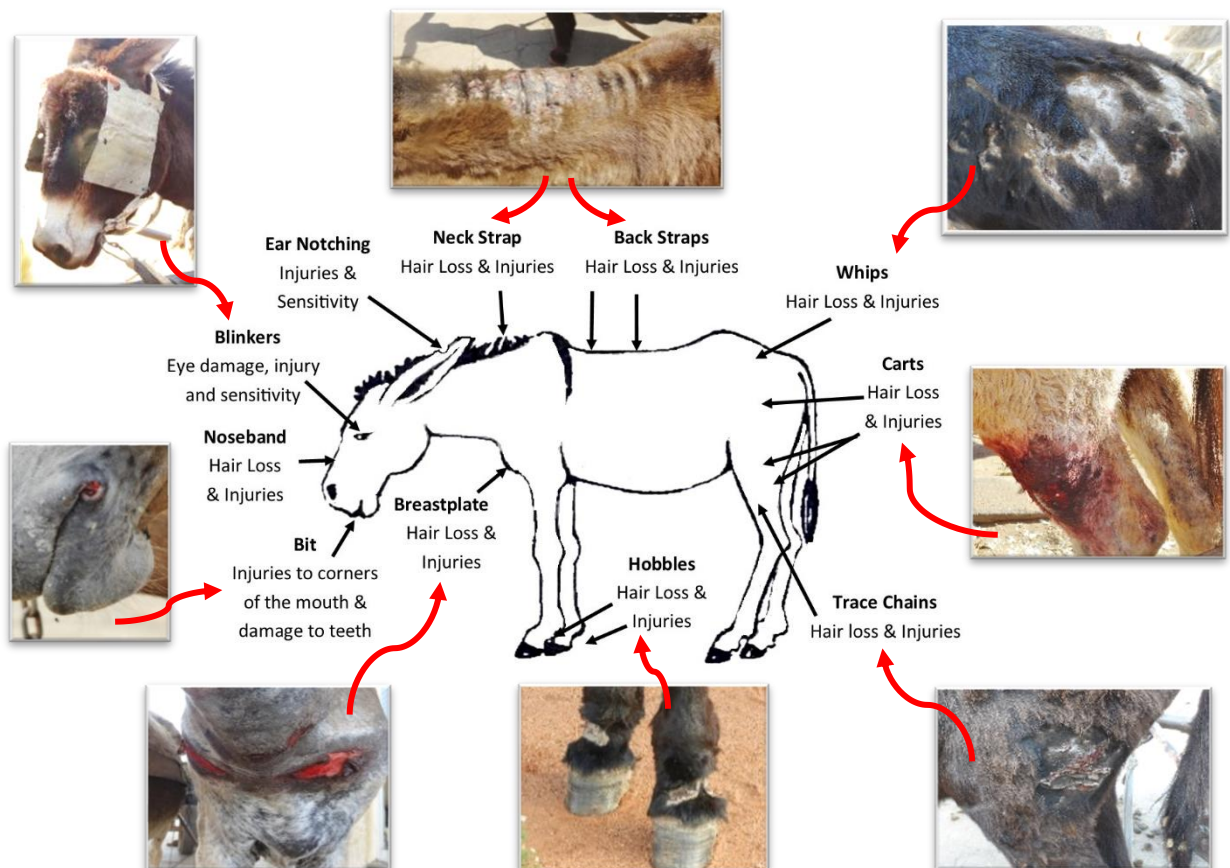
- ✓ Be made of suitable, humane material
- ✓ Correctly fitted
- ✓ The right size for the animal
- ✓ In good repair
- ✓ Clean

Breastplate Fitment

Breastplates must be of suitable material and correctly fitted to ensure comfort, avoid injuries and allow the best transfer of power.



Common Injury Sites – where harnessing is used on the animal



13. Harnessing

It is legally permissible for equine to be used for work purposes but this has to be done in accordance with the law. They have to have suitable harnessing which is correctly fitted and does not cause injury. They cannot be overloaded or overworked.




Underweight donkeys/ injuries and unacceptable harnessing



Unacceptable use of tin/metal for blinkers (hot and dangerous)




Unacceptable/ poorly fitted bridles cause discomfort and eye damage



Neck straps carry the weight of the cart. Soft wide straps must be used – never rope or thin straps.

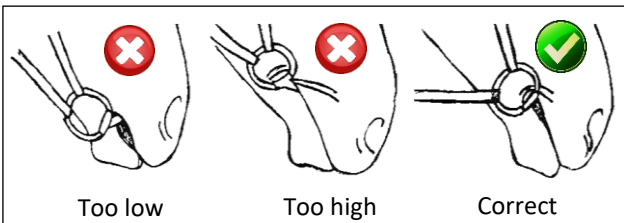
Neck straps must not be too short or the cross bar will knock jaw bone and restrict breathing.




Inhumane harnessing must be rectified/ replaced. Harnessing that is removed must be taken away and destroyed.

Bits - Equine have sensitive mouths but bad handling/harmful equipment can result in damage and make them less responsive which then results in the use of force and whipping because the incorrect perception is that the animal is being 'stubborn'.

Positioning of the Bit in the Mouth



There should be NO sharp edges on a bit



Where bits have to be used they must be attached correctly and put in the mouth in the correct direction. Inhumane bits must be removed and replaced with humane bits.

Examples of acceptable Snaffle Bits



Cheek Protectors – put onto bits and used to protect the lips

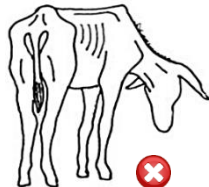


Condition Scoring


Body Condition Scoring is a visual method of evaluating the fat and muscle covering the bones and gives an indication of how the animal has been cared for/nutrition but can also be affected by ill health and overwork. Animals with a "Fair" score should used only be used if necessary and only for light work and must receive supplementary feed. Animals below a 'Fair' BCS should not be worked, must get supplementary feed and veterinary care if necessary.



Fit to work?




Emaciated



Very Poor



Fair



Acceptable

14. Equine Working Conditions

All aspects of the life of working equine should be inspected and improved where necessary to ensure the well-being of the animals.




Animals working together must be of the same size to prevent suffering of smaller animals who walk at a different pace and are not as strong. Heavy breathing and sweating are indications and animal is being worked too hard and they must slow down and be allowed to recover. Slower pace and more frequent rest is required on hot days, with heavy loads and over difficult roads.




Animals should be unhitched during waiting periods and the cart should be parked on level ground under trees or in shade.

Donkeys that are worked at a slow walking pace and pulling no more than double their own body weight should be rested for 1 hour after working for 4 hours (or more often if required).



Hoof Care is very important especially in working equine – their hooves grow continually and depending on their work regime they may need trimming, filing and in horses shoeing. Lamé animals must not be worked and must receive treatment and rest until healed.

Each hoof should be inspected daily for stones, thorns or injuries and they should be cleaned, this helps prevent infection and lameness. Hoof oil should be applied regularly in dry periods to help prevent the hooves from drying out and then cracking and splintering.



Hobbles should be made of suitable humane material and must be loose enough to move easily around the leg; long enough to allow the animal to walk comfortably and not cause harm or discomfort. Gas pipe fitted correctly over the hobble wire helps prevent injury. The pipe must be fitted fully around the hobble. Garden hose is not ideal because it cracks, doesn't bend smoothly and the edges cause harm.

Chains and ropes can be threaded through soft pipe to reduce the risk of injury and discomfort.

Carts and Trolleys




Heavy metal poles/wood shafts should be replaced to be as light (but still strong) as possible

Cement and Building supplies are very heavy loads. Water is also heavy and moves as the cart moves -creating instability. Be vigilant for overloading and decrease loads where necessary. Loads such as roof trusses/poles/corrugated iron etc. that protrude more than 150mm from the body of the cart are also dangerous and not permitted (**SANS 1025:2015**).

The use of old motor vehicle bodies as carts is illegal and un-roadworthy



Tyres must have tread and be well inflated. Flat tyres make the cart harder to pull.



Loads must be well balanced and there should be no overloading

A donkey in good condition should pull no more than double its own body weight on gravel or tarred road.

2 wheel carts need a minimum of 2 donkeys
4 wheel trolleys need a minimum of 4 donkeys

15. Law Enforcement Examples

In terms of the Animals Protection Act No 71 of 1962 it is an offence to cause harm to an animal. Depending on the severity of the situation, in cases of neglect or ignorance owners MAY be given an opportunity to rectify this and a warning would be issued to rectify the situation:- i.e. obtain vet assistance, rectify harnessing, feed the animal correctly, rest the animal until healed/ recovered.

Follow up inspections must be undertaken promptly and further action (prosecution) undertaken if necessary and the problem has not been resolved. Examples of problems requiring immediate action:-



Whipping injuries on back and hindquarters



Hobbling injuries on the lower legs



Saddle sores on horses



Harnessing injuries on the chest



Bit injuries on lips



Neck strap injuries



Eye Ulceration – very painful



Whipping injuries and working unfit animals



Burn injuries caused by boiling liquid thrown on animals - extremely painful.



Riding or working an equine to the point of exhaustion



Emaciated animals – as a result of underfeeding and possibly other issues such as disease, teeth conditions. These are severe cases and need immediate action and typically confiscation and or euthanasia.

16. Humane Destruction

There are situations in which animals are in advanced conditions of ill-health or neglect. In some cases the it may be possible to rehabilitate the animals but there will be significant cost and care attached to this. Owners can seldom afford this and then humane destruction is the best course of action. Follow up legal action may also be required even if the animal is euthanased.



The poor body condition and muscle waste on this donkey indicate this lower leg break is not new.



All leg breaks are serious and euthanasia is necessary unless a vet provides immediate treatment.



Blind animals can't be worked for safety reasons, they also can't see where to walk when grazing and are easily harmed. Euthanasia prevents suffering and distress.



Growths / tumours which affect grazing /mobility or under harnessing sites cause pain and discomfort.



Old animals can't graze well due to worn down teeth and they slowly starve. They may have arthritis from working duties and suffer considerably.



When hooves are very overgrown recovery is a long and expensive treatment and can only be undertaken by a farrier. Farrier treatment or euthanasia is required.



"Downer animals" are those that cannot stand for reasons such as ill-health, starvation or due to injuries from vehicle accidents. Euthanasia relieves suffering.

The purpose of euthanasia is to end the suffering of an animal


17. Stunning and Shooting Positions

Animals Protection Act No 71 of 1962 Section 5. When police officer may destroy any animal.-

(1) Whenever a police officer is of the opinion that any animal is so diseased or severely injured or in such physical condition that it ought to be destroyed, he shall, if the owner be absent or refuses to consent to the destruction of the animal, at once summon a veterinarian or, if there is no veterinarian within a reasonable distance, two adult persons whom he considers to be reliable and of sound judgment, and if such veterinarian or adult person after having duly examined such an animal certify that the animal is so diseased or so severely injured or in such physical condition that it would be cruel to keep it alive, such police officer may without the consent of the owner destroy the animal or cause it to be destroyed with such instruments or appliances and with such precautions and in such manner as to inflict as little suffering as practicable.

(2) Any police officer who destroys any animal or causes it to be destroyed in the absence of the owner shall, if such owner's name and address are known, advise him of the destruction, and where the destruction of any animal takes place on any public place or public road shall, subject to the provisions of the Animal Diseases Act, 1984 (Act No.35 of 1984), remove the carcass or cause it to be removed therefrom.

Take photographs and video footage, record names and contact details of witnesses, follow the directions of the Act, report destruction at the nearest SAPS office and obtain an OB number. Follow up according to law.




Shooting and Stunning must only be undertaken by trained and licenced persons who have the knowledge and skills to ensure this is effective and rapid. Remember stunning only renders the animal unconscious and they must be immediately and effectively bled with a large sharp knife, after effective stunning.

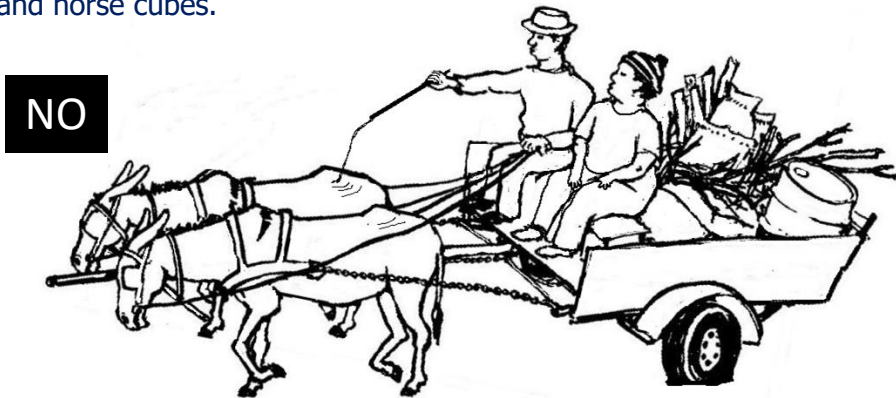


SPCA says

Take care of your donkey, mule or horse




Your donkeys must have good food and clean water every day. They should have enough time each day to graze and drink. A fit and well cared for animal will be able to work well. When grazing is poor, they should be given extra feed such as roughage and horse cubes.




Do not overload the cart. If the cart is full, everyone except the driver should be asked to walk

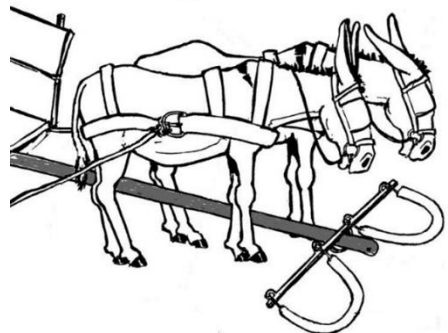
Make sure the animals are rested regularly, and they should not go so fast that they start sweating and panting. If this happens, they must be allowed to rest. Whipping and beating of animals is cruel and illegal and a good owner or driver will not do this.




If an animal must be hobbled, only the front legs should be tied suitably, using material that does not cause injury or distress.



Animals working in a team should be the same size and fit and healthy.



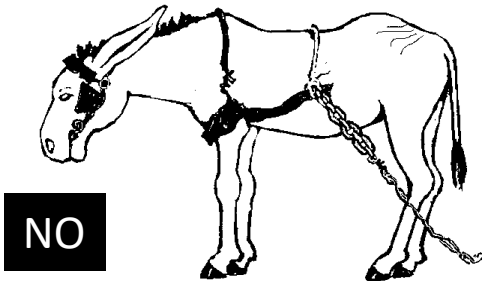
When parked, the donkeys should be unhitched to give them time to rest and if possible, to graze.



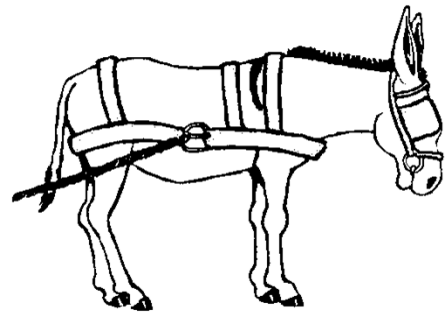
If your animal is tired, weak, sick or in poor condition the animal must be rested in a safe and clean kraal or paddock.

There should be good shelter and food and water must be available at all times.

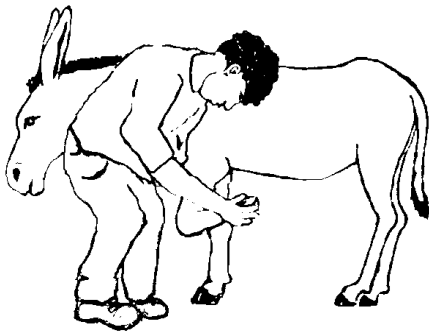
If your animal is sick ask for help from your vet, SPCA, or Animal Health Officer. All animals, like people, need special care when they are not well.




When your animal is in poor condition or has injuries caused by the harnessing, they should be rested until the injuries are healed. The harnessing must be repaired properly or replaced, so that it fits comfortably (and is not too small – especially bridles) and causes no harm.



All harnessing should fit well and not cause injury. There should be no sharp wire or edges on the harness. They will be able to work well when they have no injuries.



Check your animals' hooves every day when work is finished. Gently take out any stones from under the hoof. If the hooves are very dry, they could be treated with oil once a week.



Brush your animal often, to remove grass seeds, burrs and dirt. If caught under the harness they can cause injuries. Ticks must also be removed as they cause injury and sickness.

Animals work better if they are treated kindly and cared for properly



SPCA Contact Numbers



| GAUTENG: | OFFICE No: | EMERGENCY No: |
|-------------------------|----------------|----------------|
| Alberton | 011 907 1568 | 065 616 9004 |
| Benoni | 011 894 2814/5 | 073 511 2261 |
| Boksburg | 011 916 5906/7 | 083 763 6311 |
| Brakpan | 011 742 2007 | 083 696 9052 |
| Carletonville | 018 788 6262 | 064 752 6035 |
| Tshwane (Centurion) | 012 664 5644 | 082 807 5671 |
| Edenvale | 011 974 9387 | 072 183 9794 |
| Germiston & Bedfordview | 011 825 5033 | 082 675 0072 |
| Heidelberg | 016 342 4114 | 071 994 9960 |
| Johannesburg | 011 681 3600 | 083 604 1172 |
| Kempton Park | 011 975 6537/8 | 079 509 7859 |
| Midrand | 011 265 9935 | 083 441 1564/5 |
| Nigel | 084 485 7029 | 084 485 7020 |
| Randburg | 011 462 1610 | 083 381 4732 |
| Randfontein | 011 412 3114 | 078 911 0538 |
| Roodepoort | 011 672 0448 | 076 070 1400 |
| Sandton | 011 444 7730 | 082 460 2765 |
| Springs | 082 668 5230 | 083 377 7029 |
| Tshwane (Waltloo) | 012 803 5219 | 083 453 3863 |
| Vanderbijlpark | 016 422 1505 | 083 292 5862 |
| Vereeniging | 016 422 1505 | 083 292 5862 |
| Westonaria | 011 412 3114 | 078 911 0538 |

| NORTHERN CAPE | OFFICE No: | EMERGENCY No: |
|---------------|--------------|---------------|
| Kimberley | 053 831 7625 | 082 376 7679 |



| FREE STATE | OFFICE No: | EMERGENCY No: |
|--------------|--------------|---------------|
| Bethlehem | 058 303 3998 | 083 629 6403 |
| Bloemfontein | 051 447 3801 | 078 322 8332 |
| Kroonstad | 056 110 0041 | 071 271 1731 |
| Parys | 056 811 3671 | 072 894 4061 |
| Virginia | 079 776 1153 | 076 114 4788 |
| Welkom | 071 403 4876 | 082 375 7357 |

| WESTERN CAPE | OFFICE No: | EMERGENCY No: |
|-------------------|----------------|---------------|
| Beaufort West | 072 847 7312 | 072 847 7312 |
| Cape of Good Hope | 021 700 4140 | 083 326 1604 |
| Franschhoek | 083 745 5344 | 083 745 5344 |
| Garden Route | 044 878 1990/3 | 082 378 7384 |
| Paarl | 021 863 2720 | 082 510 6387 |
| Swartland | 022 492 2781 | 082 414 7153 |
| Swellendam | 028 514 2083 | 084 737 1948 |
| Wellington | 021 864 3726 | 082 905 9184 |
| Winelands | 023 615 2241 | 071 025 7805 |

| LIMPOPO | OFFICE No: | EMERGENCY No: |
|-----------------|--------------|---------------|
| Lephalale | 079 398 6784 | 078 499 2645 |
| Letaba | 015 307 2611 | 083 628 9257 |
| Louis Trichardt | 082 965 5151 | 082 965 5151 |
| Mokopane | 015 491 3661 | 076 538 6291 |
| Phalaborwa | 015 781 2415 | 082 494 2147 |
| Polokwane | 015 291 1088 | 082 804 0065 |

| NORTH WEST | OFFICE No: | EMERGENCY No: |
|------------|--------------|---------------|
| Mafikeng | 018 381 0374 | 079 018 9552 |
| Rustenburg | 014 592 3181 | 072 933 7723 |

| MPUMALANGA | OFFICE No: | EMERGENCY No: |
|----------------|--------------|---------------|
| Bethal | 017 647 5360 | 072 573 3122 |
| Highveld Ridge | 082 869 2350 | 082 222 1122 |
| Nelspruit | 013 753 3582 | 082 755 8687 |
| Middelburg | 013 246 1201 | 084 432 6278 |
| White River | 013 750 0240 | 082 706 1240 |
| Witbank | 013 650 2321 | 083 657 2421 |

| KWAZULU NATAL | OFFICE No: | EMERGENCY No: |
|-----------------------|------------------|---------------|
| Amanzimtoti | 031 904 2424/5 | 072 122 7288 |
| Dundee & District | 034 212 2851 | 072 949 6235 |
| Durban & Coast | 031 579 6500 | 083 212 6103 |
| Empangeni | 071 174 4746 | 083 482 3866 |
| Eshowe | 087 802 1737 | 078 306 1439 |
| Greytown | 072 096 9634 | 072 096 9634 |
| Kokstad | 039 727 3092 | 083 207 2447 |
| Kloof & Highway | 031 764 1212/3 | 073 335 9322 |
| Lower South Coast | 039 312 0962 | 083 222 6355 |
| Mooi River & District | 033 263 1526 | 083 385 0807 |
| Newcastle | 079 246 1175 | 072 337 0347 |
| Pietermaritzburg | 033 386 9267/8/9 | 083 627 9736 |
| Richards Bay | 035 753 2086 | 073 551 4564 |
| Umngeni (Howick) | 033 330 4557 | 082 567 8297 |

| EASTERN CAPE | OFFICE No: | EMERGENCY No: |
|----------------------|--------------|---------------|
| Amahlathi | 043 683 1414 | 072 356 4565 |
| Assissi | 042 295 2814 | 073 121 8963 |
| East London | 043 745 1441 | 083 446 8682 |
| Graaff-Reinet | 049 891 0256 | 072 123 1722 |
| Grahamstown | 046 622 3233 | 064 820 8496 |
| King William's Town | 043 643 6008 | 082 255 4991 |
| Mthatha | 047 004 0014 | 083 759 0576 |
| Port Alfred | 081 280 3178 | 082 676 8605 |
| Queenstown | 045 839 2819 | 082 492 5588 |
| Uitenhage & District | 041 992 3016 | 082 905 4716 |



NATIONAL LOTTERIES COMMISSION
LOTTO FUNDED



NSPCA P.O. Box 1320, Alberton, 1450
Tel: 011 907 3590 Fax: 011 907 4013
e-mail nspca@nspca.co.za www.nspca.co.za

Additional Contacts